



Find out about the changes to your

kerbside recycling and rubbish collection



FOR HOUSEHOLD USE ONLY



INCLUDES YOUR NEW COLLECTION CALENDAR



SOUTH WAIRARAPA
DISTRICT COUNCIL
Kia Beretahi Tatau



CARTERTON
DISTRICT COUNCIL



**Your kerbside
recycling and
rubbish collection is
about to get cleaner,
greener and smarter!**



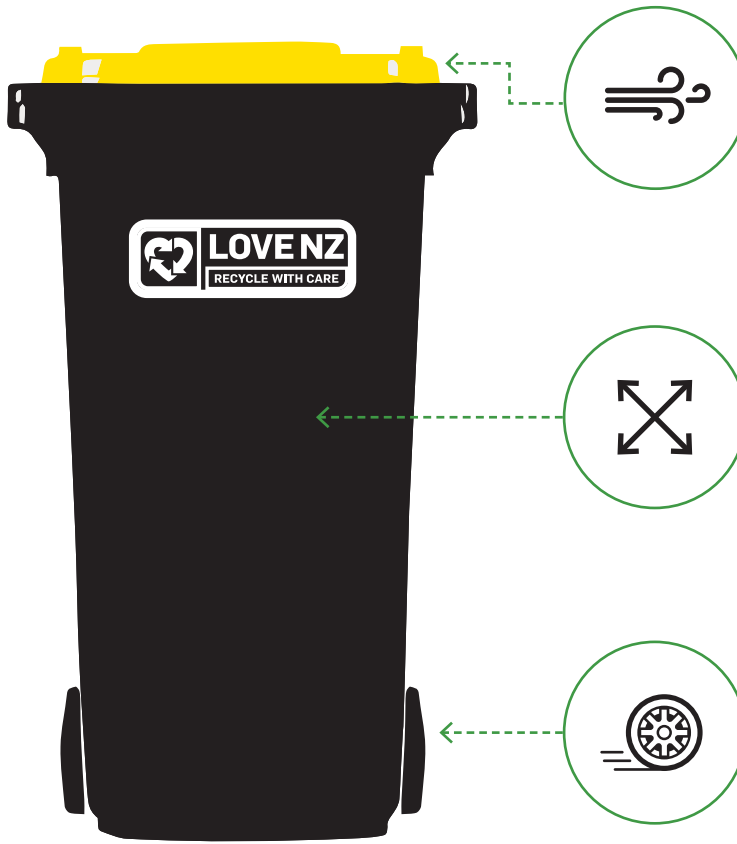
**In response to the community's
feedback, we're upgrading our
recycling system.**

**We're encouraging more
recycling to protect our
beautiful land and waterways.**

www.wairecycle.nz



What's better about these bins?



Clip for the lid

Flyaway recycling will be reduced as the wheelie bin comes with a clip to hold the lid down.

More room for your recyclables

The new wheelie bins give you an additional 140 litres of recycling capacity every fortnight.

Easy to wheel bins

The bins are easy to wheel down your driveway to put on the kerb on collection day (and for those with a long driveway, the towbar attachment is a simple option that can be purchased).



Your new household rubbish and recycling collection starts from 9 September

Our goal is for a 100% recycling rate. Care to join us?

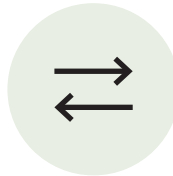
What's changing?



From September 9, your green and maroon recycling crates are used for glass only (bottles and jars).



Your new wheelie bin is for recycling plastics, cans, tins, cardboard, and paper.



Your recycling will be collected every week (the same day as your rubbish) but will alternate between glass and other recycling. → [See calendar on pages 12-13](#)



If you live in Masterton your recycling pick-up day may change. We'll let you know if your day has changed. → [See calendar on pages 12-13](#)

BINS AND CRATES ALTERNATE!

For example:



WEEK 1: rubbish + crates

(glass only in crates)



WEEK 2: rubbish + bin


(plastics, cans, cardboard
and paper in bin)

→ For more information,
see calendar on pages 12-13

TIPS FOR CARDBOARD AND PLASTICS



The contents of your bin must fall freely into the truck — please do not jam oversized cardboard into your bin.



Flatten boxes and where possible, cut down flat cardboard so it fits easily into your wheelie bin.



Items such as buckets and washing baskets will not be collected. Only household plastic bottles and containers, plastics **1, 2** and **5**, from your kitchen or laundry.



Please don't include any oversized plastics (nothing over 3 litres), meat trays or polystyrene.

Meat trays can't be recycled because the dimpled plastic means they can't be safely cleaned.

What's the same?



Rubbish bags will still be collected every week.



Empty glass bottles and jars still go in your crates.

These items GO IN your recycling wheelie bin



Tins and cans



Paper and cardboard



Plastic bottles and containers.
Plastics **1, 2** and **5** (such as soft drink, water and milk bottles; food trays and ice cream containers) are recyclable in NZ.

Please don't squash bottles



Please give us a hand and rinse your recycling, dirty items may not be accepted.

These items CAN'T GO in your recycling wheelie bin



Food waste
Garden waste



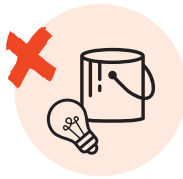
Electrical goods
TV tubes and
computer screen
Oven ware



Rubbish
Disposable
nappies
UHT containers
Meat trays
Polystyrene



Pyrex dishes and
ovenware
China and crockery
(cups, saucers, plates)
Ceramics
Crockery
Porcelain




Paint and chemicals
Liquids
Polystyrene
Bubble wrap
Light bulbs
Fluorescent tubes



Drinking glasses
Window glass
Opal glass
Glass bricks



Engine oil bottles
Automotive parts



Hot ashes



Medical and
laboratory glass
containers

➔ See page 19 for Transfer Station locations and www.wairecycle.nz for more disposal tips.

Where to put your bin

- Make sure it's close to the road edge, but **at least one metre away from other objects**
- **Stay clear of any cars and overhead hazards** such as trees and electricity wires (so there's enough room for the truck's mechanical arm)
- Make sure **lids are closed and latched, and the front of the bin faces the road** (wheels are at the back)

NO EXIT + PRIVATE ROADS

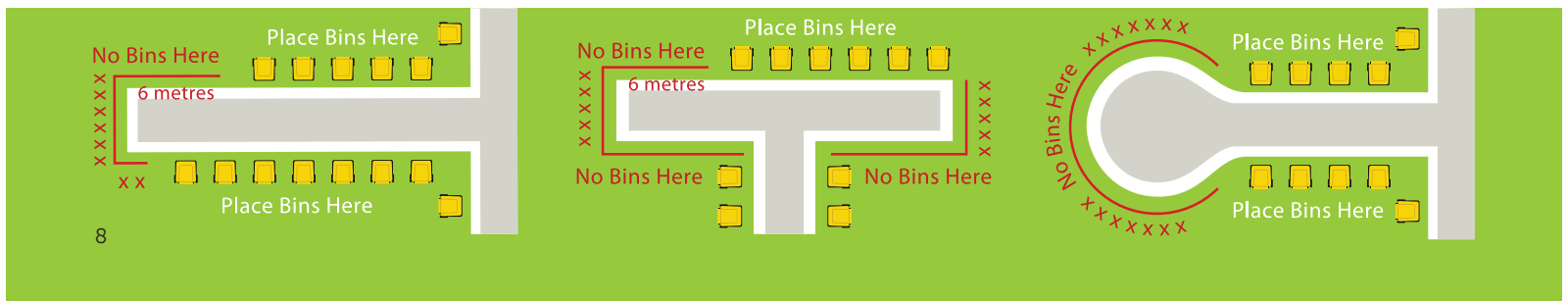
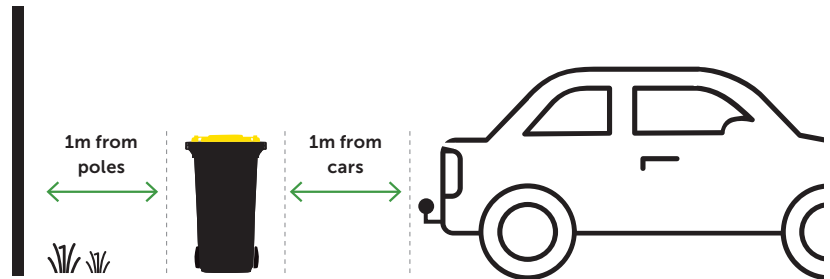
If you live in a cul-de-sac or no exit road... we'd appreciate your help putting your bin in a place where our trucks can safely access it. Bins that have been placed in difficult access locations may not be collected.

If you live on a private road... Your bin must be placed on the kerbside of a public road which is on our collection route. We do not service private roads.

STAYING SAFE

We want to keep the staff who collect your recycling safe. Safety is critical to Council and its contractors. If we continuously find non-recyclable and dangerous material in your recycling bins we may stop collecting your recycling.

- Find out more about our **three-strike policy** on your **Council website**.





Recycling bin lids

CLOSED AND LATCHED

Your new recycle wheelie bin is fitted with a SafeWaste Bin Lid Latch. This will keep everything safely inside the bin and will keep the bin lid shut — even when it's really windy!

The latch will auto-release when the truck picks up the bin for emptying. This will reduce the amount of recycling lost during collections and while the bin is waiting to be collected, helping to protect our beautiful land and waterways.

We appreciate your contribution to reducing litter and keeping our town tidy.

LATCHING INSTRUCTIONS

To engage the latch hook, pull the finger tab (protruding from the hook) down, so that the hook catches on the bin rim.

To release the latch hook from the bin rim, pull the finger tab upward and outward until the hook disengages.

Your rubbish and recycling collection day

IMPORTANT INFO ON THE STICKER

Your rubbish and recycling collection day will be written on the side of your new wheelie bin.


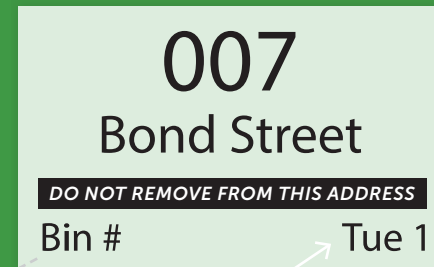
Because we're only collecting your wheelie bin every other week we've allocated houses to either 'week 1' or 'week 2'. The sticker on your bin will show whether your wheelie bin collection is on week 1 or week 2: that will be the week for your wheelie bin; the following week will be for your crates.

→ See calendar on pages 12-13 which shows the weekly schedules.



For example, if your wheelie bin is week 1, your crate goes out week 2.

REMEMBER! BINS & CRATES ALTERNATE



The sticker shows your new collection day — this is for both your weekly rubbish and recycling collections





The sticker also shows whether you are 'week 1' or 'week 2' for your wheelie bin recycling collections

PUBLIC HOLIDAYS

When a public holiday falls on a collection day, collections throughout that week will be a day later. The calendar on pages 12-13 will help you remember.

COASTAL COLLECTIONS

For those on the Masterton Coast (Tinui, Riversdale and Castlepoint) and the South Wairarapa coastal and rural areas (Ngawi, Tora and White Rock), there's no change to your rubbish and recycling collections — just continue to use your existing recycling bins as usual. You can take excess material to your local transfer station. → [See page 19 for station locations.](#)



SET YOUR ALARM!

**Please put
your kerbside
collections out by
7:30am**

How your collection calendar works

IF YOUR STICKER SAYS '1'

Put out rubbish bags +
wheelie bin on **week 1**

(Your sticker tells you
which day of the week.)



Put out rubbish bags + crates on **week 2**

IF YOUR STICKER SAYS '2'

Put out rubbish bags +
wheelie bin on **week 2**

(Your sticker tells you
which day of the week.)



Put out rubbish bags + crates on **week 1**

KEY

Using a sample
week as an
example:

WEEK 1 = red

m	t	w	t	f	s	s
19	20	21	22	23	24	25

WEEK 2 = blue

m	t	w	t	f	s	s
26	27	28	29	30	31	

PUBLIC HOLIDAY: black dot ●

COLLECTION A DAY LATER: yellow strip

AUGUST 2019

m	t	w	t	f	s	s
			1	2	3	4
5	6	7	8	9	10	11
12	13	14	15	16	17	18
19	20	21	22	23	24	25
26	27	28	29	30	31	

SEPTEMBER 2019

m	t	w	t	f	s	s
						1
2	3	4	5	6	7	8
9	10	11	12	13	14	15
16	17	18	19	20	21	22
23	24	25	26	27	28	29
30						

OCTOBER 2019

m	t	w	t	f	s	s
	1	2	3	4	5	6
7	8	9	10	11	12	13
14	15	16	17	18	19	20
21	22	23	24	25	26	27
28	29	30	31			

NOVEMBER 2019

m	t	w	t	f	s	s
				1	2	3
4	5	6	7	8	9	10
11	12	13	14	15	16	17
18	19	20	21	22	23	24
25	26	27	28	29	30	

FEBRUARY 2020

m	t	w	t	f	s	s
					1	2
3	4	5	6	7	8	9
10	11	12	13	14	15	16
17	18	19	20	21	22	23
24	25	26	27	28	29	

MAY 2020

m	t	w	t	f	s	s
				1	2	3
4	5	6	7	8	9	10
11	12	13	14	15	16	17
18	19	20	21	22	23	24
25	26	27	28	29	30	31

DECEMBER 2019

m	t	w	t	f	s	s
						1
2	3	4	5	6	7	8
9	10	11	12	13	14	15
16	17	18	19	20	21	22
23	24	25	26	27	28	29
30	31	Christmas collection: 26 th Dec				

MARCH 2020

m	t	w	t	f	s	s
						1
2	3	4	5	6	7	8
9	10	11	12	13	14	15
16	17	18	19	20	21	22
23	24	25	26	27	28	29
30	31					

JUNE 2020

m	t	w	t	f	s	s
1	2	3	4	5	6	7
8	9	10	11	12	13	14
15	16	17	18	19	20	21
22	23	24	25	26	27	28
29	30					

JANUARY 2020

m	t	w	t	f	s	s
		1	2	3	4	5
6	7	8	9	10	11	12
13	14	15	16	17	18	19
20	21	22	23	24	25	26
27	28	29	30	31		

New Year's collection: 2nd Jan

APRIL 2020

m	t	w	t	f	s	s
		1	2	3	4	5
6	7	8	9	10	11	12
13	14	15	16	17	18	19
20	21	22	23	24	25	26
27	28	29	30			

JULY 2020

m	t	w	t	f	s	s
		1	2	3	4	5
6	7	8	9	10	11	12
13	14	15	16	17	18	19
20	21	22	23	24	25	26
27	28	29	30	31		

FREQUENTLY ASKED QUESTIONS

? **Why do we need a new recycling service?**

We're passionate about reducing the amount of waste which goes to landfill and we need to be smarter about how we manage rubbish and recycling. This new system is cleaner, greener and smarter and also gives you more recycling capacity.

? **What makes this service better value?**

Previously you just had two crates for all your recycling. Now you have the same two crates (100 litres) plus a 240-litre wheelie bin. You're getting more value for your ratepayer dollar. That is an extra 140 litres of recycling per fortnight.

? **Why do we have to separate glass?**

If not managed correctly, glass can be hazardous for our sorting staff and can cause damage to recycling machinery — separating the glass makes it easier to manage. Plus, the company which recycles paper cannot accept paper that has been contaminated with glass (during storage on your property or collection).

? **Does it matter what colour recycling crate I use?**

No. You can use either your red, green, or both official crates for glass bottle and jar recycling.

? **How much can I fill the crates?**

There can't be any glass stacked above the rim of the crate. That's to ensure the bins aren't too heavy to carry and glass doesn't fall out and break as we're emptying the bins. Crates may be three quarters full and weigh no more than 10kg each (safe lifting weight).

? **Who owns the wheelie bins?**

The wheelie bins are allocated by the Councils to individual properties (by rateable unit). All bins have a unique ID which can be scanned to identify what property the wheelie bin is allocated to.

? **Can I use someone else's wheelie bin?**

No you can't use a wheelie bin at a house other than the one it has been allocated to. If we find bins too far from their address, we'll aim to get it back to the right property.

? **What happens if my wheelie bin is damaged or stolen?**

Damaged wheelie bins will be repaired or replaced by Council, except when obviously damaged by users (such as incorrectly towing it behind a vehicle). If your wheelie bin is missing or stolen, please contact your Council. If your bin is stolen, your first bin will be replaced with a delivery charge. After the first replacement bin, property owners will be charged \$60 per bin.

? **Are granny flats serviced?**

Only the primary residence will receive the standard

service wheelie bins. This is because the property is only paying one set of rates, so the bin will need to be shared. The simple rule is that if your property has its own rating number a bin will be allocated and the sticker on the side will specify to which property it belongs. There are some exceptions, so give your Council a call.

? If I sell my house, can I take my wheelie bin with me?

The wheelie bin is allocated to the property and must stay there for the new owners or tenants to use.

? How will I ever fill a bin this big?

You don't have to fill it right to the top every time. We recommend that you only put the bin out when it is over half full.

? If I have a long or complicated driveway, how can I easily get my wheelie bin to the kerb?

Try towing your wheelie bin to the kerbside by car. You can purchase wheelie bin tow bar attachments. Search online for "wheelie bin tow bar attachment" or visit your nearest hardware store.

? How many crates can I use?

You can put out a maximum of two crates every fortnight. You must use official Council crates which are sturdy and safe for lifting by our contractors.

? Will our rubbish bags cost the same when the new service begins?

Yes, the official rubbish bag service stays the same. Your council website has up-to-date charges.

? Is there a collection for appliances and old furniture etc?

You can take unwanted electronic goods such as computers, laptops, car batteries, DVD and CD players, routers, household whiteware and kitchen appliances to Masterton, Carterton and Martinborough transfer stations. Unfortunately, we don't accept old furniture. Local charities often appreciate usable donations or you can take it to your local refuse transfer station.

? What should I do with garden waste?

If you do not wish to compost your garden waste, you can contract a local garden waste collection company, or take it to your local refuse or recycling transfer station where you will be charged a fee for its disposal.

? Can all plastic be recycled?

No. We prefer to take only plastics #1 and #2. Plastics #3 to #7 are generally being stored or going to landfill at this time, until there is a market for these materials.

? What if the wheelie bin is too heavy for me?

The bin has wheels and a handle that is designed to roll along easily when tilted.

? What about commercial customers?

See the Commercial Recycling and Rubbish brochure or visit www.wairecycle.nz

What happens to my recycling?

All recycling from the bins and crates is taken to Earthcare Environmental's Materials Recycling Facility (MRF) for sorting and processing.

Earthcare Environmental is passionate about reducing waste. By investing in innovative equipment, the best people and the right systems, they recover the maximum amount of material possible for recycling. They're in the process of investing over \$2 million in new equipment in Masterton, such as purchasing electric forklifts (replacing diesel), improving green waste processing, and building a sorting facility for recycling that is safer for staff. This is all part of Earthcare's mission to achieve a 100% recycling rate.

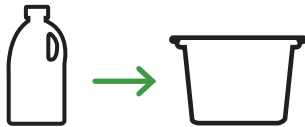
Earthcare is a family-owned Kiwi business which cares about the local community, especially their 41 local staff members and their families. → Find out more at www.earthcare.co.nz



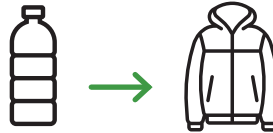
Earthcare Environmental encourages people to purchase products packaged in easily recyclable plastics in New Zealand, i.e #1 and #2 wherever that is an option.



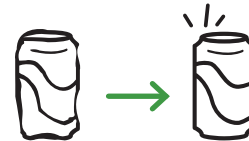
What are some of the recyclables turned into?



32 milk bottles can be recycled into a recycling crate



Five 2 litre plastic (PET) bottles makes enough fibrefill for one fleece jacket

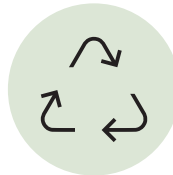


Aluminium cans are melted down and turned into new cans

DID YOU KNOW?



Recycling **1** glass jar saves enough energy to run a light bulb for 4 hours!



Recycling plastic **uses half the amount of energy** compared to burning it in an incinerator



For every tonne of paper recycled, **13 trees are saved!**

Recycling is a great way to divert waste from ending up in landfill!

But here are a few other tips to try:

TIPS TO REDUCE YOUR WASTE



Start a compost bin
(reduces waste and great for the garden!)



Before throwing broken items away, try repairing them first



Buy reusable products such as grocery bags and containers



Try and avoid buying products with lots of plastic packaging



Station locations

URBAN TRANSFER STATIONS

Masterton, Nursery Road

Opening hours: Mon-Fri 7:30am–4:30pm, Sat 8:30am–4:30pm, Sun & Public holidays 10am–4pm,
Closed on Christmas Day, New Year's Day and Good Friday

Carterton, Dalefield Road

Opening hours: Tue-Fri 9am–11am, Sat 9am–12pm, Sun 1:30pm–4:30pm. Extra material for Urban Transfer Stations:
All kerbside recyclables, Refuse, Car Batteries, Green Waste (chargeable), Scrap Metal

Martinborough, Lake Ferry Road Transfer Station

Opening hours: Wed 1pm–3pm, Sat 10am–4pm,
Sun 10am–1pm

COASTAL TRANSFER STATIONS

Castlepoint Rural Recycling Station

Opening hours: Wed 9am–12pm, Sun 11am–3pm

Riversdale Rural Recycling Station

Opening hours: Wed & Sun 1:30pm–4:30pm, Sundays in December, January and February 1:30pm–7:30pm

RECYCLING STATIONS

Greytown Recycling Station, Cotter Street

Opening hours: Tue 1pm–3.30pm, Sat 10am–12pm,
Sun 10am–1pm

Featherston Recycling Station, Johnston Street

Opening hours: Thurs 11am–3pm, Sat 11am–3pm,
Sun 11am–3pm

Pirinoa Recycling Station

Opening hours: Wed 1pm–3pm, Sat 10am–12pm,
Sun 4pm–6pm

Hinekura Recycling Station

Available 24 hours

Ngawi Bottle Bank and Recycling Bin

Located opposite Ngawi Fire Station
Available 24 hours



THANKS!

**We appreciate your contribution to
reducing litter and keeping our town tidy.**

Questions about your bins, collections or fortnightly
schedules? Enquire online:

www.wairecycle.nz

Or call your local Council:

South Wairarapa District Council ☎ 06 306 9611

Masterton District Council ☎ 06 370 6300

Carterton District Council ☎ 06 379 4030



20



**SOUTH WAIRARAPA
DISTRICT COUNCIL**
Kia Kereahi Tātau



CARTERTON
DISTRICT COUNCIL

